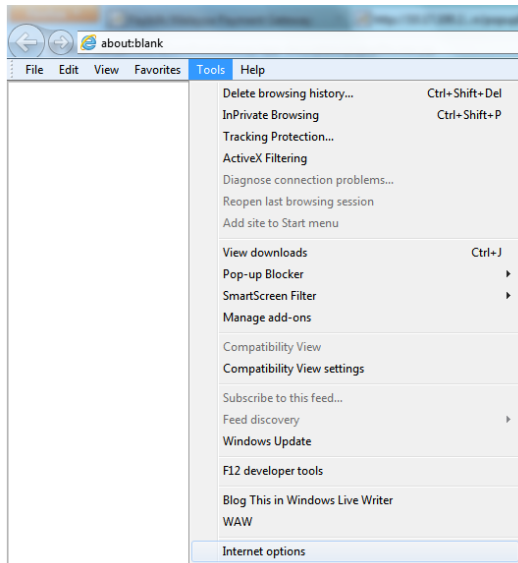


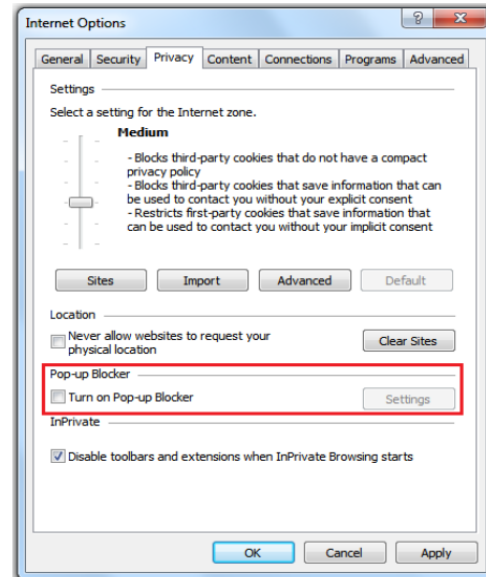
## PANDUAN MEMATIKAN POP-UP BLOCKERS DI INTERNET EXPLORER, GOOGLE CHROME DAN MOZILLA FIREFOX

### Internet Explorer

1. Klik pada Tools >> Internet options >> Privacy tab >> Pop-up Blocker

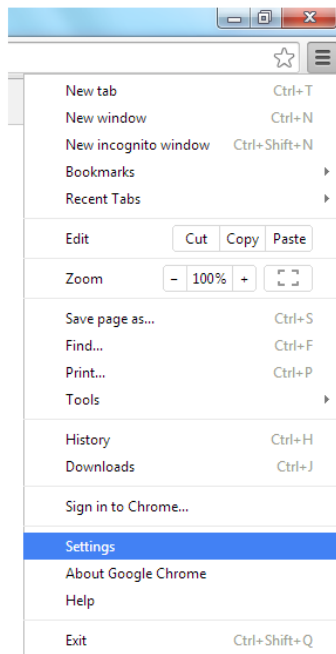


2. Pilih "Turn on Pop-up Blocker".



### Google Chrome

1. Klik pada Chrome menu pada browser toolbar >> Settings >> Show advanced settings



2. Dalam "Privacy" seksyen, klik pada Content settings.

## Settings

Content settings... Remove... Import bookmarks and settings...

Search settings

### Default browser

Make Google Chrome the default browser

Google Chrome is not currently your default browser.

### Privacy

Content settings... Clear browsing data...

Google Chrome may use web services to improve your browsing experience. You may optionally disable these services. [Learn more](#)

- Use a web service to help resolve navigation errors
- Use a prediction service to help complete searches and URLs typed in the address bar or the app launcher search box
- Prefetch resources to load pages more quickly
- Automatically report details of possible security incidents to Google
- Protect you and your device from dangerous sites
- Use a web service to help resolve spelling errors
- Automatically send usage statistics and crash reports to Google
- Send a "Do Not Track" request with your browsing traffic

3. Dalam dialog yang muncul, cari "Pop-ups" seksyen dan pilih "Allow all sites to show pop-ups".

### Content settings

- Run all plugin content
- Detect and run important plugin content (recommended)
- Let me choose when to run plugin content

Manage exceptions...

[Manage individual plugins...](#)

### Pop-ups

- Allow all sites to show pop-ups
- Do not allow any site to show pop-ups (recommended)

Manage exceptions...

### Location

- Allow all sites to track your physical location
- Ask when a site tries to track your physical location (recommended)
- Do not allow any site to track your physical location

Manage exceptions...

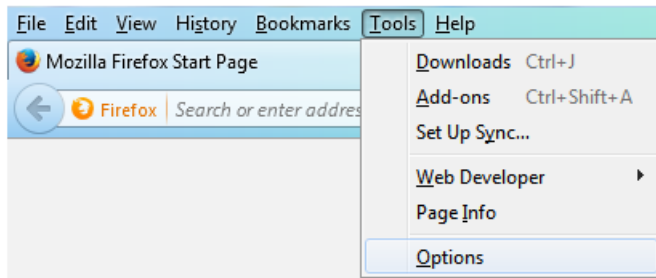
### Notifications

Done



### Mozilla Firefox

1. Klik pada Tools >> Option >> Content tab >> Exceptions



2. Pilih "Block pop-up windows".

